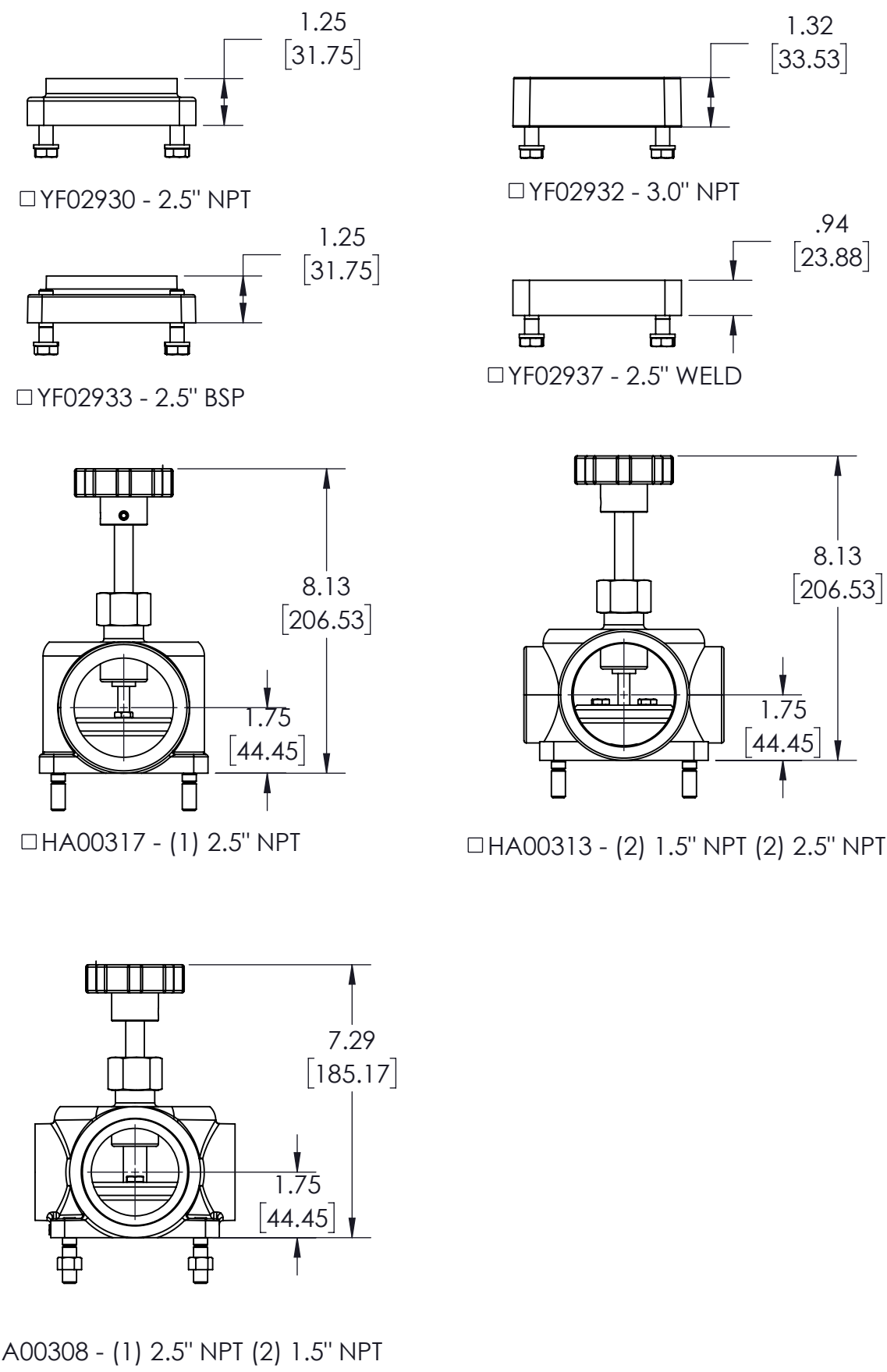


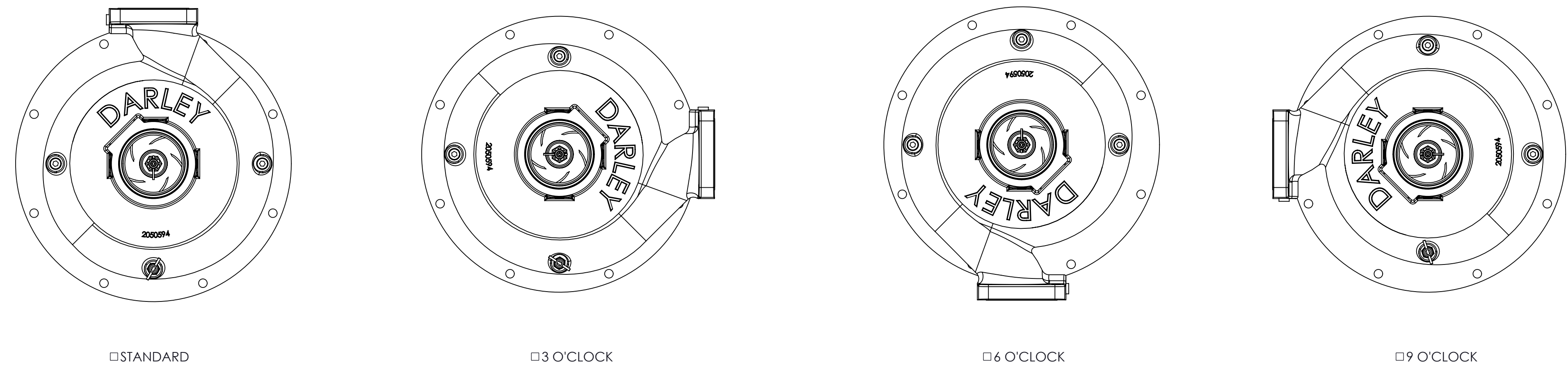
THIRD ANGLE PROJECTION		MODEL	SHEET
REMOVE SHARP EDGES		DBD1201	1/2 D
MATERIAL DESCRIPTION	INCH [MILLIMETER]	OLD PART NO.	TOLERANCE EXCEPT AS NOTED
MASS	391.80 LBS	MATERIAL NO.	PATTERN NO.
THIS DESIGN IS THE PROPERTY OF W.S. DARLEY CO. - UNAUTHORIZED REPRODUCTION IS PROHIBITED		DRWN	SMS
ALL DIMENSIONS IN INCHES UNLESS NOTED		DATE	2/27/2026
DO NOT SCALE PRINT		SCALE	1:4
		DATE	2/27/2026
		SCALE	1:4
		MODEL	DBD1201
		DRWN	JSO
		DATE	2/27/2026
		SCALE	1:4
		MODEL	DBD1201
		DRWN	JSO
		DATE	2/27/2026
		SCALE	1:4
		MODEL	DBD1201
		DRWN	JSO
		DATE	2/27/2026
		SCALE	1:4



**DISCHARGE OPTIONS**

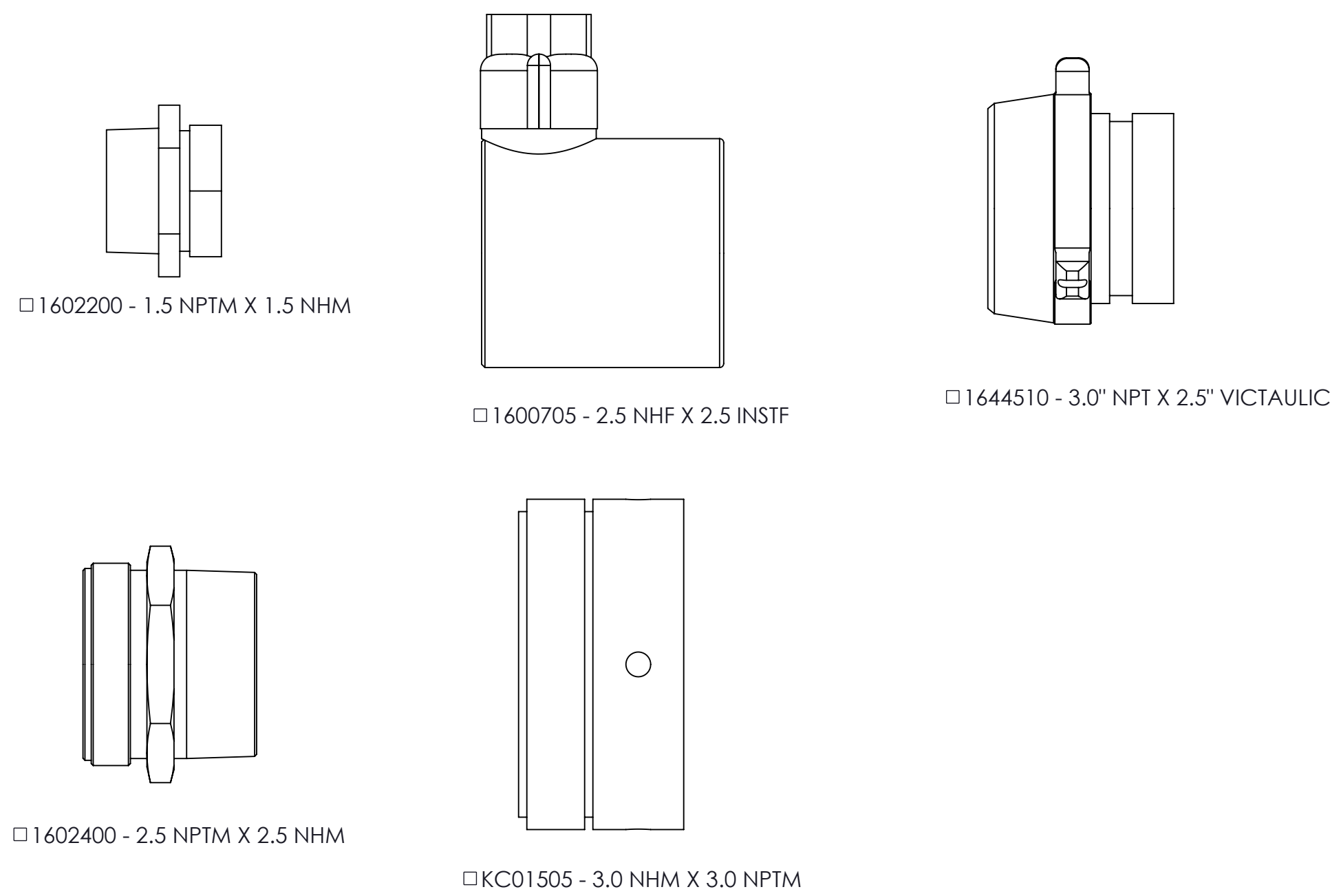


**PUMP DISCHARGE ORIENTATION**



REQUIRED STANDARD ASSEMBLIES:  
 4221988 - ENGINE - KUBOTA D902 EGOV - SEE DRAWING FOR ENGINE OPTIONS  
 1978321 - EPA P65 TAG  
 1963108 - SERIAL PLT 2BE

**ADAPTER OPTIONS**



THIRD ANGLE PROJECTION		MODEL	SHEET
OLD PART NO.		YF02930X	2/2
TOLERANCE EXCEPT AS NOTED		<b>Darley</b> ITASCA, IL CHIPPewa FALLS, WI	
MATERIAL NO.		ASSY - FLANGE, 2.5 NPT BLK ANO	
PATTERN NO.		DRWN	CLH
DATE: 11/27/2018		DBD1201	
SCALE: 1:4			

REMOVE SHARP EDGES  
 MASS 1.38 LBS  
 THIS DESIGN IS THE PROPERTY OF WS. DARLEY CO. - UNAUTHORIZED REPRODUCTION IS PROHIBITED

DO NOT SCALE PRINT

INCH [MILLIMETER]  
 .00 ±.03  
 .000 ±.010  
 ANGLES ±1

ALL DIMENSIONS IN INCHES UNLESS NOTED