

W.S. Darley & Co.

TRUSTED WORLDWIDE SINCE 1908



Pump Plant & Engineering

1051 Palmer Street
Chippewa Falls, WI 54729
Phone 800-634-7812

Pump Sales & Corporate

325 Spring Lake Dr.
Itasca, IL 60143-2072
Phone (708) 345-8050
Fax (708) 345-8993

Date: _____

Bill To: _____

P.O. No.: _____

Customer No.: _____

Order Completed By: _____

Desired Delivery Date: _____

End Customer: _____

Customer Contact:

Tel No.: _____

Fax No.: _____

Email: _____

Ship To: _____

PUMP ORDER FORM

"2BE" (18 HP & up)

Please review the order form before starting. If any challenges arise, please call our Customer Service Department at 1-800-634-7812 for assistance. We will be glad to help. Please fill in the information completely.

Pump Model:

- | | |
|------------------------------------|--|
| <input type="checkbox"/> 2BE24K | <input type="checkbox"/> 2BE21H |
| <input type="checkbox"/> 2BE18V | <input type="checkbox"/> 2BE23V |
| <input type="checkbox"/> Pump Only | <input type="checkbox"/> 2BE 21 H Marine |

Seal Type

- | | |
|----------------------------------|--|
| <input type="checkbox"/> Packing | <input type="checkbox"/> Mechanical Seal |
|----------------------------------|--|

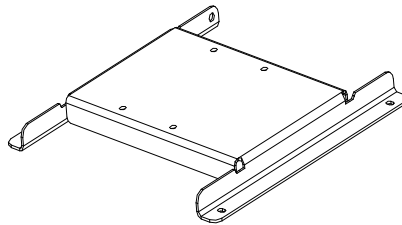
Optional Equipment Available

Bases not available for 2BE24K

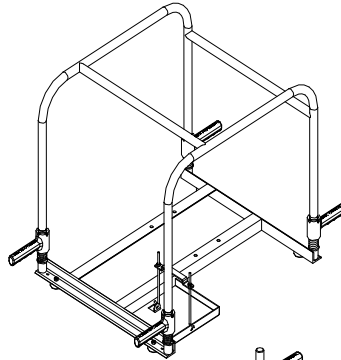
Base (Please check choices):

No Base

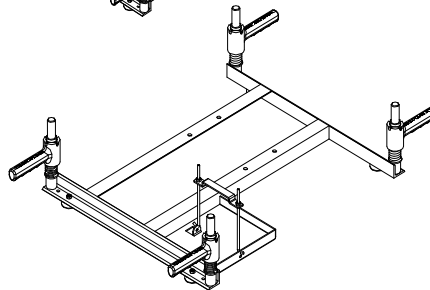
Skid



Roll Cage



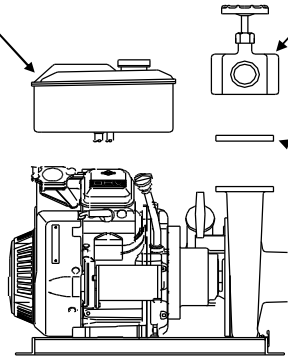
Base with Handles



Fuel Tank and Discharge (Please check choices):

Fuel Tank Attached
(NOTE: this tank is 7.2 qts)
 (For 18 HP Vanguard only)
 Yes
 No

Portable Fuel Tank
 3 Gallon
 6 Gallon



Discharge Head, with Check Valve
 (1) 2-1/2" NPT x (2) 1-1/2" NPT.
 (2) 2-1/2" NPT x (2) 1-1/2" NPT.
 If none, pick flange size (Below)
 Discharge head with ball valves

Flange
 2" NPT
 2-1/2" NPT
 3" NPT
 None

(Options Continued)

Discharge Thread Adapters (Please check choice):

<u>Size</u>	<u>Quantity</u>
<input type="checkbox"/> 1-1/2" NH x 1-1/2" NPT	<input type="checkbox"/> 1 <input type="checkbox"/> 2
<input type="checkbox"/> 2-1/2" NH x 2-1/2" NPT	<input type="checkbox"/> 1 <input type="checkbox"/> 2
<input type="checkbox"/> Special Treads: Type: _____ Size: _____	

Discharge Ball Valve Thread Size _____

Discharge Valve Quantity: _____

Discharge Cap Quantity: _____

Suction Thread Adapters, with Screen (Please check choice):

2-1/2" NH x 3" NPT
 3" NH x 3" NPT
 Special Treads: Type: _____ Size: _____

Suction Cap **Quantity:** _____

Control Panel (Please check choice):

Remote Panel (Shipped loose)

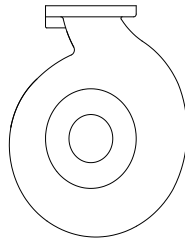
OR

Mounted Panel

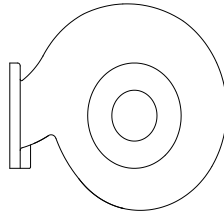
Pressure Gauge PSI KPA BAR

Volute Orientation:

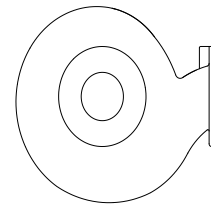
Standard



9:00



3:00



(Options Continued)

Spark Arrestor (Please check choice):

Yes

No

Primer (Please check choice):

Electric Primer (12V)

Exhaust Primer *Not available on Honda or Kubota

Hand Primer (Mounted or Shipped Loose)

None

Loss of Prime Protection System: Yes No

Suction Hose:

Yes 10 ft. lengths OR Yes Custom length: _____

*Qty: _____

*List Coupling Type: _____

No

Master Drain (shipped loose): Yes No

Filter Kit (Air, Oil, Fuel): Kubota Yes No

Thermal Relief Valve: Yes No

Crating options/Instructions

Standard Box

Wood Crate, Bark Free

Heat Treated Skid (Export)

Oversized Domestic Skid and Box (38x44)

Oversized Export Skid and Box (38x44)

Oversized Heat Treated Skid (Export 38x44)

UPS Pump Only-Cardboard Box

Special Crating Instructions: _____

Additional Comments or Special Instructions

BSP threads instead of NPT
