



W.S. Darley & Co.

Fire Pump Division
1051 Palmer Street, Chippewa Falls, WI, 54729
Phone 715 726 2650 Fax 715 726 2655

TECHNICAL BULLETIN 1202511

TITLE: PRESSURE SWITCH WIRE FOR LOSS OF WATER PROTECTION ON 3 CYL B&S DIESEL POWERED EQUIPMENT


DATE: July 5, 2011

It has recently come to our attention that because of the dwell time between the "NO" and "NC" contacts of the pressure switch used for the loss of water protection, some engines may at times not be able to accelerate past the pressure point where the pressure switch activates, when the loss of water protection system is being overridden.

Recommended Corrective Action:

Relocate the override wire from the "NC" terminal of the pressure switch located in the discharge of the pump, to the "C" terminal. There should already be a wire that goes from the "C" terminal to the injector pump solenoid - these two wires will need to be joined together. If your unit is already wired this way, no action is required.

Please refer to the following photo and schematic DGS2101 - revision A for more detailed information on this recommendation.

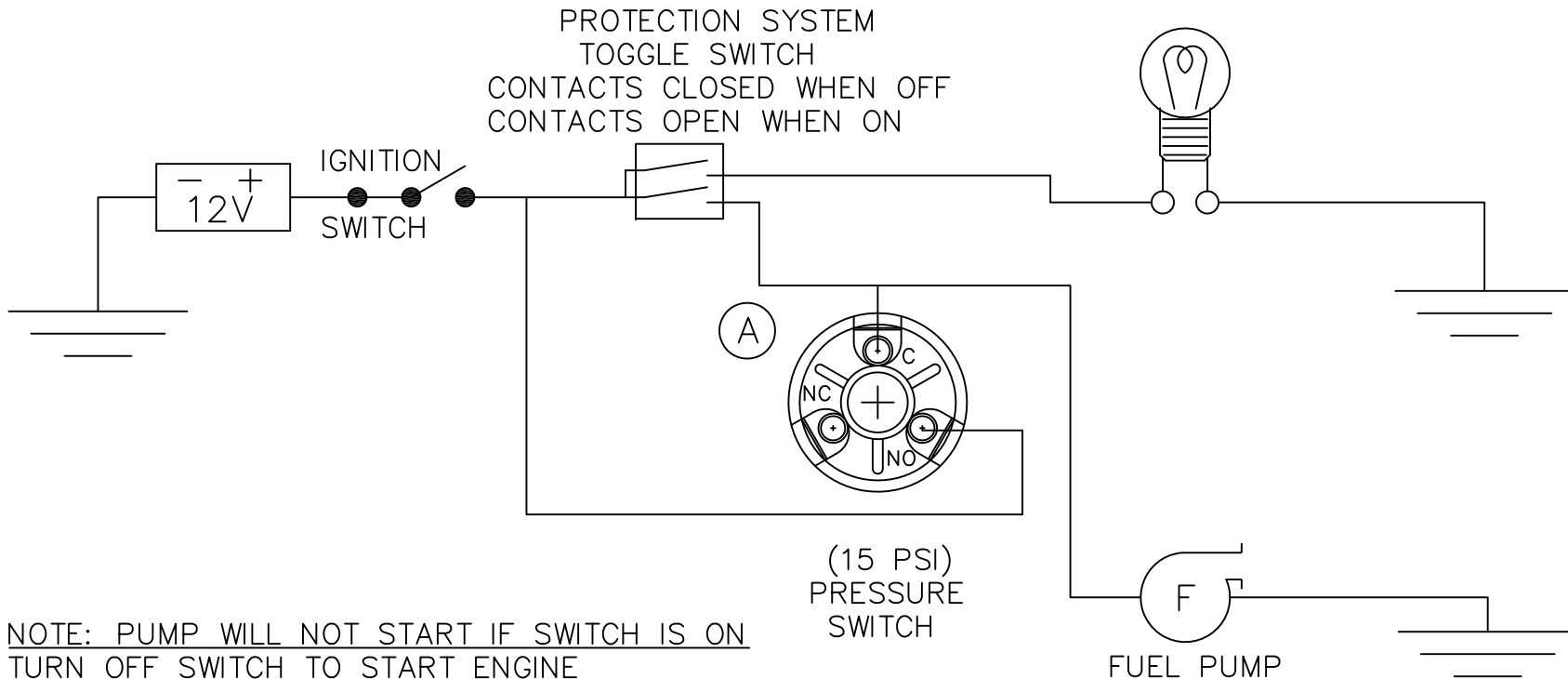


Please direct any questions regarding this bulletin to our engineering office at 800-634-7812 or 715-726-2650.

Michael C. Ruthy
VP - Engineering

REVISIONS

LTR	DESCRIPTION	DATE	CHG NO.	APPR'D
A	VERRIDE WIRE FROM TOGGLE TO "C" WAS TO "NC"	1JULY2011	7511	TED



NOTE: PUMP WILL NOT START IF SWITCH IS ON
 TURN OFF SWITCH TO START ENGINE
 AMBER LIGHT WILL TURN ON WHEN SYSTEM IS DISARMED

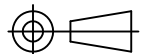
WHEN ARMED, LOW PRESSURE SWITCH WILL STOP
 POWER TO FUEL PUMP IF PRESSURE GOES BELOW 15PSI

AMBER LIGHT WILL TURN ON WHEN SYSTEM IS DISABLED

REMOVE SHARP EDGES

INCH
 [MILLIMETER]

THIRD ANGLE PROJECTION



MATERIAL DESCRIPTION:		MATERIAL NO.	PATTERN NO.	OLD PART NO.	TOLERANCE	W.S. DARLEY & Co. MELROSE PARK, IL - CHIPPEWA FALLS, WI	
—		—	—	—	EXCEPT AS NOTED	DWG - LOW PRESSURE SHUT DOWN DIESEL	
THIS DESIGN IS THE PROPERTY OF W.S. DARLEY AND CO. - UNAUTHORIZED REPRODUCTION IS PROHIBITED		ALL DIMENSIONS IN INCHES UNLESS NOTED	DO NOT SCALE PRINT	DR'N AAN	.00 ±.03	DATE 25JUL06	DGS2101
				CHKD TED	.000 ±.010	SCALE 1/1	
				TRCD	ANGLES ±1°		