

# W.S. Darley & Co.

TRUSTED WORLDWIDE SINCE 1908



## Pump Plant & Engineering

1051 Palmer Street  
Chippewa Falls, WI 54729  
Phone 800-634-7812  
Fax 715-726-2656

## Pump Sales & Corporate

325 Spring Lake Dr.  
Itasca, IL 60143-2072  
Phone (708) 345-8050  
Fax (708) 345-8993

Date: \_\_\_\_\_

Bill To: \_\_\_\_\_

P.O. No.: \_\_\_\_\_

\_\_\_\_\_

Customer No.: \_\_\_\_\_

\_\_\_\_\_

Order Completed By: \_\_\_\_\_

\_\_\_\_\_

Desired Delivery Date: \_\_\_\_\_

Ship To: \_\_\_\_\_

End Customer: \_\_\_\_\_

\_\_\_\_\_

Customer Contact:

\_\_\_\_\_

Tel No.: \_\_\_\_\_

\_\_\_\_\_

Fax No.: \_\_\_\_\_

Email: \_\_\_\_\_



## PUMP RATING

- NFPA 1901 Fire Pump  
 Other: \_\_\_\_\_

### (Options, Fill in choices)

**Primary water type:**  Salt water  Fresh water

**Pump material:**  Cast Iron  Bronze (Recommended for salt water)

**Pump position:**  Rear  Front  
(3 Gear only)

**Seal type:**  Packing  Mechanical Seal

**Electric Primer:**  12V  24V  None

**Primer type:**  Fluid  Fluid-less

**Mounting Kit:**  Standard

#### **Inline Butterfly Valve:**

Hand wheel Operated **OR**  Electric Actuated

Manual Vented **OR**  Automatically Vented

#### **Inline Butterfly Valve Size:**

4"  5"  6"

#### **Inline Butterfly Valve Piping Size:**

NPT  Weld

#### **Discharge Valves: (shipped loose)**

2-1/2" NH Straight Nipple  2-1/2" NH 30° Down Nipple

#### **Suction Valves: (shipped loose)**

2-1/2" NH Female  2-1/2" NH Female "Full Flow"

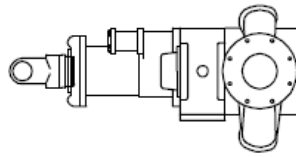
(Options continued)

- 2-1/2" Inline Valve**
- 3/4" Valve Drains** (available on suction or discharge valves)
- Pressure Relief Valve with Remote Control and Pilot Light** (Shipped loose)
- Suction Relief Valve with Remote Control** (Shipped loose)
- Tachometer Cable (cable only)**
- Hand Speed Counter and Cable**
- Electric Tachometer, Speed Counter and Cable**
- Master Drain Valve (8 openings)**
- Isolated Ports Multiple Drain (6 openings)**
- Pump Overheat Protection System**
- Air Power Shift**
- Remote Packing Adjustment Cables**

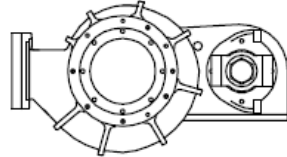
**W.S. Darley & Co.**  
**KSM PUMP ORDER FORM**



PUMP FORWARD OF GEARCASE



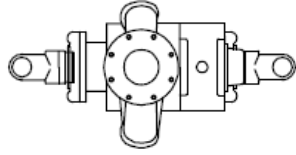
DISCHARGE FLANGE  
 4" NPT  
 4" WELD



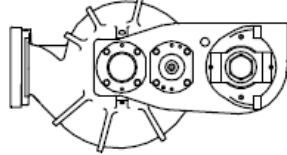
FRONT REAR

SUCTION FLANGE  
 5" NPT  
 5" WELD  
 6" NPT  
 6" WELD  
 6" VICTAULIC  
 6" VICTAULIC  
 6" SUNCTION TEE  
 VICTAULIC

PUMP REAR OF GEARCASE



DISCHARGE FLANGE  
 4" NPT  
 4" WELD



FRONT REAR

SUCTION FLANGE  
 5" NPT  
 5" WELD  
 6" NPT  
 6" WELD  
 6" VICTAULIC  
 6" VICTAULIC  
 6" SUNCTION TEE  
 VICTAULIC

1200011  
 REV. 3  
 DEC 2000  
 LNJ  
 Rev Date: 09/2008  
 R.J.G.

# Crating options/Instructions

- Standard Box
- Wood Crate, Bark Free
- Heat Treated Skid (Export)
- Oversized Domestic Skid and Box (38x44)
- Oversized Export Skid and Box (38x44)
- Oversized Heat Treated Skid (Export 38x44)
- Special Crating Instructions: \_\_\_\_\_  
\_\_\_\_\_  
\_\_\_\_\_  
\_\_\_\_\_  
\_\_\_\_\_

**Additional Comments or Special Instructions**

**BSP threads instead of NPT**

---

---

---

---

---

---

---

---

---

---

---

---

---

---

---

---

---

---

---

---

---

---