

W.S. Darley & Co.

TRUSTED WORLDWIDE SINCE 1908



Pump Plant & Engineering

1051 Palmer Street
Chippewa Falls, WI 54729
Phone 800-634-7812
Fax 715-726-2656

Pump Sales & Corporate

325 Spring Lake Dr.
Itasca, IL 60143-2072
Phone (708) 345-8050
Fax (708) 345-8993

Date: _____

Bill To: _____

P.O. No.: _____

Customer No.: _____

Order Completed By: _____

Desired Delivery Date: _____

Ship To: _____

End Customer: _____

Customer Contact:

Tel No.: _____

Fax No.: _____

Email: _____

PUMP ORDER FORM

PSD PUMP

Please review the order form before starting. If any challenges arise, please call our Customer Service Department at (800) 634-7812 for assistance. We will be glad to help. Please fill in the information **completely**.

Rated capacity: (Choice either GPM or LPM)

GPM: 1000 1250 1500

LPM: 4000 5000 6000

*If special testing is required, please indicate your need.

Imperial Gallons (List Capacity) _____

Liters per Minute (List Capacity) _____

Other (Specify) _____

CHASSIS INFORMATION

Chassis make: _____ Transmission Make: _____

Model: _____ Model: _____

Engine: _____ Color: _____

HP: _____ Altitude: _____

FT.

@ _____ RPM

Electrical system: 12V 24V

PTO INFORMATION

PTO Model: _____ PTO Location: (check one)

PTO % of Engine Speed: _____ Driver's Side Passenger's Side

Intermittent Torque Rating: _____ PTO Rotation: (check one):

_____ FT. / LBS. Engine Rotation

Note: 8 Bolt PTO or Larger required Opposite engine rotation

PUMP RATING

NFPA 1901 Fire Pump

Other: _____

(Options, Fill in choices)

Primary water type: Salt water Fresh water

Pump material: Cast Iron Bronze (Recommended for salt water)

Pump position: Rear Front
(3 Gear only)

Seal type: Packing Mechanical Seal

Electric Primer: 12V 24V None

Primer type: Fluid Fluid-less

Mounting Kit: Standard 18 Degree

Suction Tee:

6" Sweep 6" Victaulic 5" Victaulic
 5" Weld 5" Weld Bronze

Drive Line Component:

1410 Yoke
 1410 Companion Flange
 1410 Lock-On Yoke & Slip Tube

Inline Butterfly Valve:

Hand wheel Operated **OR** Electric Actuated

Manual Vented **OR** Automatically Vented

Inline Valve Size:

4" 5" 6"

Inline Valve Piping Size:

NPT Weld NST

Suction Adapter:

6" Suction Tee

6" NPT Suction Flange: NPT Weld NST

Suction Caps: 5" 6"

Discharge Valves: (shipped loose)

2-1/2" NST Straight Nipple 2-1/2" NST 30° Down Nipple

Suction Valves: (shipped loose)

2-1/2" NST Female 2-1/2" NST Female "Full Flow"

Inline Tank to Pump Check Valve: 3" or 4"

3/4" Valve Drains (available on suction or discharge valves)

Pressure Relief Valve with Remote Control and Pilot Light (Shipped loose)

Suction Relief Valve with Remote Control (Shipped loose)

PTO Pump "IN GEAR" Indicator Switch:

Automatic Transmission Manual Transmission

Tachometer Cable (cable only)

Hand Speed Counter and Cable

Electric Tachometer, Speed Counter and Cable

Master Drain Valve (8 openings)

Isolated Ports Multiple Drain (6 openings)

Pump Overheat Protection System

Complete suction and discharge manifolding w/ valves



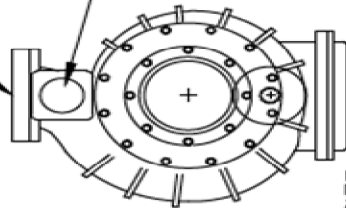
W.S. Darley & Co.

PSP PUMP ORDER FORM

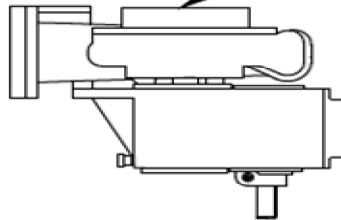
1. SELECT PUMP CONFIGURATION. (#1 OR #2)

- #1 CONFIGURATION:
SUPPLIED WITH NPT
SUCTION AND
DISCHARGE FLANGES

- FLANGE SIZE
- 5" NPT
 - 5" WELD
 - 4" NPT
 - 4" WELD



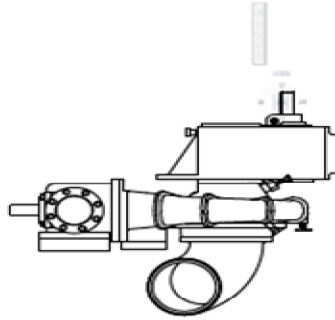
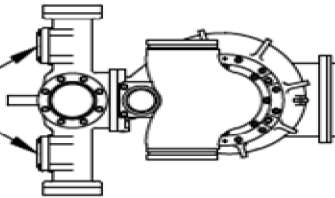
- FLANGE SIZE
- | | | | |
|--------|---|-----|---|
| BL 1.5 | 2 | 2.5 | 3 |
|--------|---|-----|---|



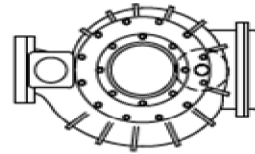
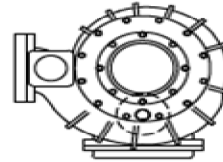
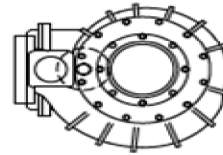
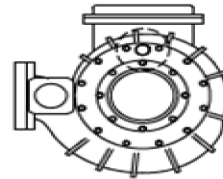
- FLANGE SIZE
- 6" NPT
 - 6" WELD
 - 6" VICTAULIC TEE
 - 6" VICTAULIC

- #2 CONFIGURATION:
SUPPLIED WITH SUCTION
AND DISCHARGE HEADS

- FLANGE SIZE
- | | | | |
|--------|---|-----|---|
| BL 1.5 | 2 | 2.5 | 3 |
|--------|---|-----|---|



GEARCASE POSITIONS
AS VIEWED FACING SUCTION INLET
SELECT ONE



INPUT RIGHT

INPUT ABOVE

INPUT LEFT

STANDARD

OPTIONAL GEAR CASE ORIENTATION

1202007
REV. 0
DEC.2000
LN

Crating options/Instructions

- Standard Box
- Wood Crate, Bark Free
- Heat Treated Skid (Export)
- Oversized Domestic Skid and Box (38x44)
- Oversized Export Skid and Box (38x44)
- Oversized Heat Treated Skid (Export 38x44)
- Special Crating Instructions: _____

Additional Comments or Special Instructions

BSP threads instead of NPT
