

W.S. Darley & Co.

TRUSTED WORLDWIDE SINCE 1908



Pump Plant & Engineering

1051 Palmer Street
Chippewa Falls, WI 54729
Phone 800-634-7812

Pump Sales & Corporate

325 Spring Lake Dr.
Itasca, IL 60143-2072
Phone (708) 345-8050
Fax (708) 345-8993

Date: _____

Bill To: _____

P.O. No.: _____

Customer No.: _____

Order Completed By: _____

Desired Delivery Date: _____

End Customer: _____

Customer Contact:

Tel No.: _____

Fax No.: _____

Email: _____

Ship To: _____

PUMP ORDER FORM

1-1/2 AGE Pump

Please review the order form before starting. If any challenges arise, please call our Customer Service Department at 1-800-634-7812 for assistance. We will be glad to help. Please fill in the information **completely**.

Type of Pump (Please check choice):

Gasoline

or

Diesel

1-1/2 AGE 13V

1-1/2 AGE 10YD

1-1/2 AGE 18V

1-1/2 AGE 24K

1-1/2 AGE 21H

1-1/2 AGE 39K

1-1/2 AGE 23V

1-1/2 AGE 42K

1-1/2 AGE (No motor, just pump and gear case-then select gear ratios below.)

Gear Ratios:

(If selected no motor, just pump and gear case)

1.86 : 1

2.33 : 1

2.45 : 1

2.57 : 1

2.70 : 1

3.17 : 1

3.76 : 1

4.00 : 1

Seal Type

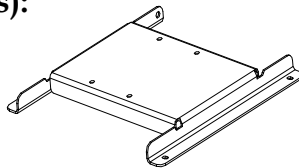
Packing

Mechanical Seal

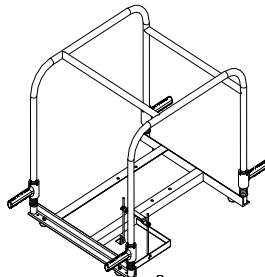
Optional Equipment Available

Base (Please check choices):

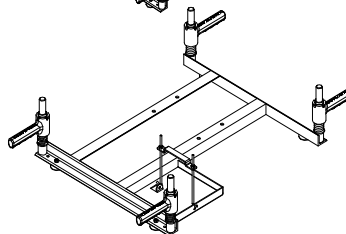
Skid



Roll Cage

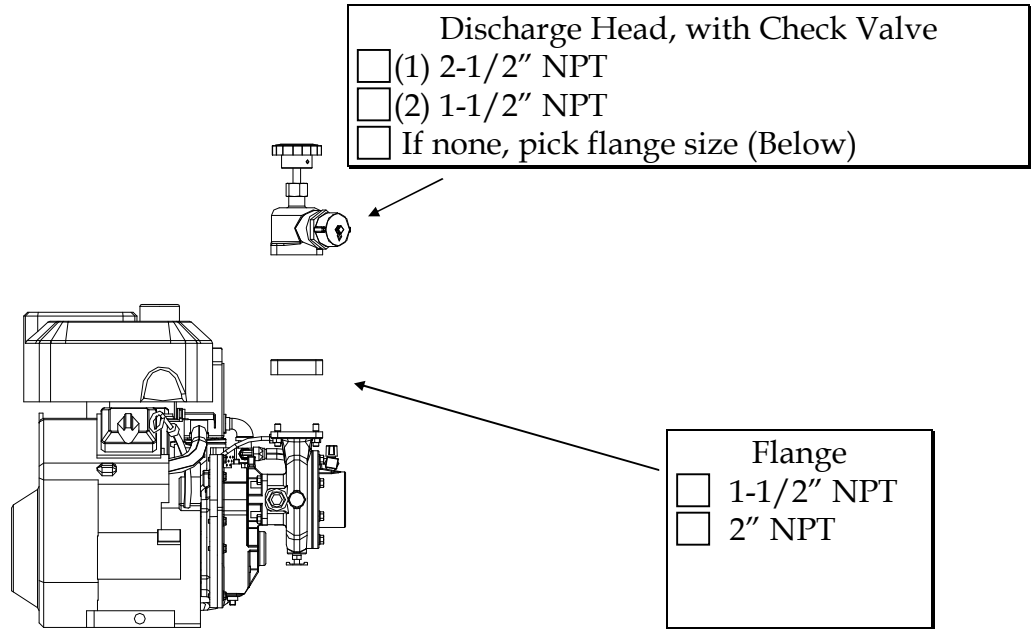


Base with Handles



Fuel Tank and Discharge Head (Please check choices):

(Pump discharge is available as a flange OR a discharge head.)



(Options Continued)

Discharge Thread Adapters (Please check choice):

<u>Size</u>	<u>Quantity</u>
<input type="checkbox"/> 1-1/2" NH x 1-1/2" NPT	<input type="checkbox"/> 1 <input type="checkbox"/> 2
<input type="checkbox"/> 2-1/2" NH x 2-1/2" NPT	<input type="checkbox"/> 1 <input type="checkbox"/> 2
<input type="checkbox"/> Special Treads: Type: _____ Size: _____	

Discharge Valve Quantity: _____

Discharge Cap Quantity: _____

Suction Thread Adapters, with Screen (Please check choice):

<input type="checkbox"/> 2-1/2" NH x 2" NPT
<input type="checkbox"/> Special Treads: Type: _____ Size: _____

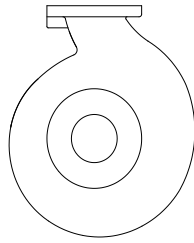
Suction Cap Quantity: _____

Control Panel (Please check choice):

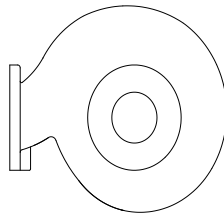
- Remote Panel (Shipped loose)
OR
 Mounted Panel

Volute Orientation:

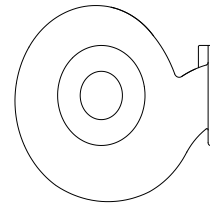
Standard



9:00



3:00



(Options Continued)

Spark Arrestor (Please check choice):

- Yes
 No

Primer (Please check choice):

- Electric Primer (12V): (Fluid or Fluid less)
 Exhaust Primer
 Hand Primer (Mounted or Shipped Loose)
 None

Loss of Prime Protection System: Yes No

Suction Hose:

Yes 10 ft. lengths OR Yes Custom length: _____

*Qty: _____

*List Coupling Type: _____

No

Master Drain (shipped loose): Yes No

Thermal Relief Valve: Yes No

Crating options/Instructions

Standard Box

Wood Crate, Bark Free

Heat Treated Skid (Export)

Oversized Domestic Skid and Box (38x44)

Oversized Export Skid and Box (38x44)

Oversized Heat Treated Skid (Export 38x44)

UPS Pump Only-Cardboard Box

Special Crating Instructions: _____

Additional Comments or Special Instructions

BSP threads instead of NPT
